

# 15 200m Freestyle Men Heat

Official


13 Years New Zealand Short **1:57.71**  
 13NZRCourse Record  
 2011-08-06

Hayden Church  
 HPKCO


14 Years New Zealand Short **1:54.24**  
 14NZRCourse Record  
 2012-09-29

Joshua Taylor-Mar..  
 ENTHP



Open New Zealand Short **1:43.68**  
 NZRCourse Record  
 2017-11-10 China

Matthew Stanley  
 MATWK












18 Years New Zealand Short **1:46.47**  
 18NZRCourse Record  
 2012-09-30

Matthew Hutchins  
 WHACB



Show more

 Entries  Heats



## Total

Rank	Competitor	Age	Club	RT	FINA	Result	
1	 Littlejohn Ben	21	 St Paul's S...	+0.62		<b>1:44.82</b> Entry: 1:44.60 (+ 0.22)	Q
	25m: 11.40		50m: 24.28 (12.88)				
	75m: 37.35 (13.07)		100m: 50.68 (13.33)				
	125m: 1:04.07 (13.39)		150m: 1:17.52 (13.45)				
	175m: 1:31.36 (13.84)		200m: 1:44.82 (13.46)				
2	 Reid Zac	23	 Neptune S...	+0.69		<b>1:47.07</b> Entry: 1:45.25 (+ 1.82)	Q
	25m: 12.11		50m: 25.46 (13.35)				
	75m: 39.11 (13.65)		100m: 52.96 (13.85)				
	125m: 1:06.67 (13.71)		150m: 1:20.13 (13.46)				
	175m: 1:33.70 (13.57)		200m: 1:47.07 (13.37)				
3	 Dell Zac	22	 Club 37	+0.70		<b>1:48.62</b> Entry: 1:49.74 (- 1.12)	Q
	25m: 11.34		50m: 24.70 (13.36)				
	75m: 38.32 (13.62)		100m: 52.19 (13.87)				
	125m: 1:06.02 (13.83)		150m: 1:20.15 (14.13)				
	175m: 1:34.44 (14.29)		200m: 1:48.62 (14.18)				
4	 Visser Bren...	17	 Coast Swi...	+0.67		<b>1:49.11</b> Entry: 1:50.30 (- 1.19)	Q
	25m: 11.94		50m: 25.27 (13.33)				
	75m: 39.02 (13.75)		100m: 53.17 (14.15)				
	125m: 1:07.26 (14.09)		150m: 1:21.55 (14.29)				
	175m: 1:35.57 (14.02)		200m: 1:49.11 (13.54)				
5	 Clark Louis	22	 North Shor...	+0.72		<b>1:49.57</b> Entry: 1:47.39 (+ 2.18)	Q
	25m: 11.98		50m: 25.54 (13.56)				
	75m: 39.33 (13.79)		100m: 53.21 (13.88)				
	125m: 1:07.25 (14.04)		150m: 1:21.37 (14.12)				
	175m: 1:35.69 (14.32)		200m: 1:49.57 (13.88)				
6	 Wrathall Hu...	18	 Jasi Swim ...	+0.69		<b>1:49.97</b> Entry: 1:50.78 (- 0.81)	Q
	25m: 12.02		50m: 25.44 (13.42)				
	75m: 39.23 (13.79)		100m: 53.25 (14.02)				
	125m: 1:07.31 (14.06)		150m: 1:21.65 (14.34)				

175m: 1:36.07 (14.42) 200m: 1:49.97 (13.90)

7  **Tapper Tyler** 21  **Wharenui S...** +0.68 **1:50.22**  
Entry: 1:48.71 (+ 1.51) Q



25m: 11.94 50m: 25.71 (13.77)  
75m: 39.72 (14.01) 100m: 53.76 (14.04)  
125m: 1:07.58 (13.82) 150m: 1:21.56 (13.98)  
175m: 1:35.96 (14.40) 200m: 1:50.22 (14.26)

8  **Twist Kale** 19  **Kiwi ASC** +0.71 **1:51.56**  
Entry: 1:54.62 (- 3.06) Q



25m: 11.72 50m: 25.23 (13.51)  
75m: 38.69 (13.46) 100m: 52.65 (13.96)  
125m: 1:07.04 (14.39) 150m: 1:21.65 (14.61)  
175m: 1:36.75 (15.10) 200m: 1:51.56 (14.81)

9  **Roux (V) N...** 17 **Tahiti** +0.64 **1:51.62**  
Entry: 1:51.57 (+ 0.05) Q



25m: 12.18 50m: 25.60 (13.42)  
75m: 39.34 (13.74) 100m: 53.33 (13.99)  
125m: 1:07.58 (14.25) 150m: 1:21.90 (14.32)  
175m: 1:36.80 (14.90) 200m: 1:51.62 (14.82)

10  **Crampton J...** 21  **Capital Swi...** +0.68 **1:52.21**  
Entry: 1:54.24 (- 2.03) Q



25m: 11.98 50m: 25.83 (13.85)  
75m: 39.93 (14.10) 100m: 54.03 (14.10)  
125m: 1:08.32 (14.29) 150m: 1:23.10 (14.78)  
175m: 1:37.90 (14.80) 200m: 1:52.21 (14.31)

11  **Brown Sam** 19  **Coast Swi...** +0.70 **1:52.27**  
Entry: 1:48.45 (+ 3.82) Q


25m: 12.00 50m: 25.51 (13.51)  
75m: 39.50 (13.99) 100m: 53.75 (14.25)  
125m: 1:08.03 (14.28) 150m: 1:22.49 (14.46)  
175m: 1:37.50 (15.01) 200m: 1:52.27 (14.77)

12  **Poching Sa...** 20  **North Shor...** +0.73 **1:52.30**  
Entry: 1:58.01 (- 5.71) Q



25m: 12.15 50m: 25.69 (13.54)  
75m: 39.82 (14.13) 100m: 54.21 (14.39)  
125m: 1:08.64 (14.43) 150m: 1:23.46 (14.82)  
175m: 1:38.09 (14.63) 200m: 1:52.30 (14.21)

13  **Blair Angus** 17  **Comet Swi...** +0.63 **1:52.64**  
Entry: 1:51.92 (+ 0.72) Q



25m: 12.17 50m: 25.89 (13.72)  
75m: 39.85 (13.96) 100m: 54.20 (14.35)  
125m: 1:08.60 (14.40) 150m: 1:23.22 (14.62)  
175m: 1:38.10 (14.88) 200m: 1:52.64 (14.54)

14  **Lutton Ollie** 18  **Jasi Swim ...** +0.75 **1:52.68**  
Entry: 1:52.17 (+ 0.51) Q

25m: 12.38 50m: 26.13 (13.75)  
75m: 40.20 (14.07) 100m: 54.41 (14.21)  
125m: 1:09.02 (14.61) 150m: 1:23.87 (14.85)  
175m: 1:38.68 (14.81) 200m: 1:52.68 (14.00)



15  **Amyes Jos...** 20  **Capital Swi...** +0.71 **1:52.81**  
Entry: 1:53.57 (- 0.76) Q



25m: 12.22 50m: 25.70 (13.48)  
75m: 39.39 (13.69) 100m: 53.65 (14.26)  
125m: 1:08.01 (14.36) 150m: 1:23.19 (15.18)  
175m: 1:38.28 (15.09) 200m: 1:52.81 (14.53)



16  **Williams H...** 20  **North Shor...** +0.70 **1:53.22**  
Entry: 1:57.49 (- 4.27) Q



25m: 12.48 50m: 26.56 (14.08)  
75m: 40.52 (13.96) 100m: 54.91 (14.39)



125m: 1:09.19 (14.28) 150m: 1:24.16 (14.97)  
175m: 1:38.78 (14.62) 200m: 1:53.22 (14.44)



17  Ashby Eligh 19  Neptune S... +0.76 **1:53.33** Q  
Entry: 1:55.27 (- 1.94 )  
25m: 12.39 50m: 25.98 (13.59)  
75m: 39.90 (13.92) 100m: 54.34 (14.44)  
125m: 1:08.94 (14.60) 150m: 1:23.77 (14.83)  
175m: 1:38.84 (15.07) 200m: 1:53.33 (14.49)



18  Close Nick 21  Pirates Swi... +0.68 **1:53.92** Q  
Entry: 1:53.59 (+ 0.33 )  
25m: 12.67 50m: 26.62 (13.95)  
75m: 41.15 (14.53) 100m: 55.56 (14.41)  
125m: 1:09.90 (14.34) 150m: 1:24.52 (14.62)  
175m: 1:39.36 (14.84) 200m: 1:53.92 (14.56)


19  Esposito Alex 19  Nga Tai Tu... +0.67 **1:54.19** Q  
Entry: 1:55.29 (- 1.1 )  
25m: 12.42 50m: 26.64 (14.22)  
75m: 40.87 (14.23) 100m: 55.48 (14.61)  
125m: 1:10.13 (14.65) 150m: 1:25.24 (15.11)  
175m: 1:39.84 (14.60) 200m: 1:54.19 (14.35)



20  Drummond ... 17  Jasi Swim ... +0.73 **1:54.42** Q  
Entry: 1:53.70 (+ 0.72 )  
25m: 12.53 50m: 26.42 (13.89)  
75m: 40.81 (14.39) 100m: 55.51 (14.70)  
125m: 1:09.91 (14.40) 150m: 1:24.89 (14.98)  
175m: 1:39.74 (14.85) 200m: 1:54.42 (14.68)



21  Gear Isaac 15  Mt Eden S... +0.63 **1:54.52** Q  
Entry: 1:56.16 (- 1.64 )  
25m: 12.01 50m: 25.62 (13.61)  
75m: 39.86 (14.24) 100m: 54.71 (14.85)  
125m: 1:09.85 (15.14) 150m: 1:25.12 (15.27)  
175m: 1:40.16 (15.04) 200m: 1:54.52 (14.36)

22  Potier Jack 16  Coast Swi... +0.71 **1:54.55** Q  
Entry: 1:53.89 (+ 0.66 )  
25m: 12.70 50m: 26.65 (13.95)  
75m: 40.94 (14.29) 100m: 55.42 (14.48)  
125m: 1:10.14 (14.72) 150m: 1:25.08 (14.94)  
175m: 1:40.10 (15.02) 200m: 1:54.55 (14.45)



23  Walker Fra... 15  United Swi... +0.77 **1:54.60** Q  
Entry: 1:57.41 (- 2.81 )  
25m: 12.46 50m: 26.28 (13.82)  
75m: 40.31 (14.03) 100m: 54.78 (14.47)  
125m: 1:09.45 (14.67) 150m: 1:24.65 (15.20)  
175m: 1:39.89 (15.24) 200m: 1:54.60 (14.71)



24  Nadler (V) ... 17 Tasmania +0.73 **1:54.85** Q  
Entry: 1:56.79 (- 1.94 )  
25m: 12.50 50m: 26.32 (13.82)  
75m: 40.75 (14.43) 100m: 55.45 (14.70)  
125m: 1:10.44 (14.99) 150m: 1:25.77 (15.33)  
175m: 1:40.59 (14.82) 200m: 1:54.85 (14.26)



25  Clark MacA... 21  North Shor... +0.62 **1:54.94** Q  
Entry: 1:56.08 (- 1.14 )  
25m: 12.14 50m: 26.23 (14.09)  
75m: 40.56 (14.33) 100m: 55.50 (14.94)  
125m: 1:10.40 (14.90) 150m: 1:25.31 (14.91)  
175m: 1:40.21 (14.90) 200m: 1:54.94 (14.73)



26  Helms Blair 21  North Shor... +0.67 **1:55.01** Q  
Entry: 1:53.29 (+ 1.72 )  
25m: 12.14 50m: 26.19 (14.05)

75m: 40.51 (14.32) 100m: 55.14 (14.63)  
125m: 1:09.73 (14.59) 150m: 1:24.84 (15.11)  
175m: 1:40.02 (15.18) 200m: 1:55.01 (14.99)

27  O'Connor L... 17  Pukekohe ... +0.68 **1:55.17** Q  
Entry: 1:55.16 (+ 0.01 )  
25m: 12.29 50m: 26.21 (13.92)  
75m: 40.42 (14.21) 100m: 54.90 (14.48)  
125m: 1:09.54 (14.64) 150m: 1:24.55 (15.01)  
175m: 1:39.80 (15.25) 200m: 1:55.17 (15.37)



28  Giddens H... 15  Jasi Swim ... +0.72 **1:55.29** Q  
Entry: 1:57.60 (- 2.31 )  
25m: 12.79 50m: 27.02 (14.23)  
75m: 41.57 (14.55) 100m: 56.37 (14.80)  
125m: 1:11.19 (14.82) 150m: 1:26.12 (14.93)  
175m: 1:41.06 (14.94) 200m: 1:55.29 (14.23)

29  Muchirahon... 14  Swim Rotor... +0.66 **1:55.37** Q  
Entry: 1:56.86 (- 1.49 )  
25m: 12.48 50m: 26.15 (13.67)  
75m: 40.16 (14.01) 100m: 54.91 (14.75)  
125m: 1:09.93 (15.02) 150m: 1:25.29 (15.36)  
175m: 1:40.50 (15.21) 200m: 1:55.37 (14.87)



30  Crosbie Ja... 17  United Swi... +0.68 **1:55.65** Q  
Entry: 1:55.92 (- 0.27 )  
25m: 12.28 50m: 26.18 (13.90)  
75m: 40.76 (14.58) 100m: 55.70 (14.94)  
125m: 1:10.60 (14.90) 150m: 1:25.74 (15.14)  
175m: 1:41.08 (15.34) 200m: 1:55.65 (14.57)



31  Buissinne ... 19  North Shor... +0.69 **1:55.71**  
Entry: 1:56.72 (- 1.01 )  
25m: 12.56 50m: 27.02 (14.46)  
75m: 41.60 (14.58) 100m: 56.25 (14.65)  
125m: 1:11.41 (15.16) 150m: 1:26.50 (15.09)  
175m: 1:41.28 (14.78) 200m: 1:55.71 (14.43)

32  Seymour W... 17  Tasman Sw... +0.70 **1:55.72**  
Entry: 1:54.22 (+ 1.5 )  
25m: 12.06 50m: 25.97 (13.91)  
75m: 39.96 (13.99) 100m: 54.29 (14.33)  
125m: 1:08.98 (14.69) 150m: 1:24.20 (15.22)  
175m: 1:40.15 (15.95) 200m: 1:55.72 (15.57)

33  Hall (V) Kalaa 18  St Andrew's... +0.71 **1:55.83**  
Entry: 1:54.38 (+ 1.45 )  
25m: 12.14 50m: 25.96 (13.82)  
75m: 40.09 (14.13) 100m: 55.02 (14.93)  
125m: 1:10.41 (15.39) 150m: 1:25.82 (15.41)  
175m: 1:41.54 (15.72) 200m: 1:55.83 (14.29)

34  Kuggeleijn ... 20  Nga Tai Tu... +0.62 **1:55.85**  
Entry: 1:54.97 (+ 0.88 )  
25m: 12.74 50m: 26.73 (13.99)  
75m: 40.96 (14.23) 100m: 55.78 (14.82)  
125m: 1:10.70 (14.92) 150m: 1:26.06 (15.36)  
175m: 1:41.17 (15.11) 200m: 1:55.85 (14.68)

35  Carroll Josh 17  Kiwi West A... +0.68 **1:56.08**  
Entry: 1:55.64 (+ 0.44 )  
25m: 12.50 50m: 26.64 (14.14)  
75m: 41.39 (14.75) 100m: 56.22 (14.83)  
125m: 1:10.77 (14.55) 150m: 1:25.75 (14.98)  
175m: 1:40.95 (15.20) 200m: 1:56.08 (15.13)

36  Bayley Oxf... 19  Tasman Sw... +0.62 **1:56.45**  
Entry: 1:54.78 (+ 1.67 )



25m: 12.53      50m: 26.53 (14.00)  
75m: 40.89 (14.36)      100m: 55.77 (14.88)  
125m: 1:10.80 (15.03)      150m: 1:26.17 (15.37)  
175m: 1:41.54 (15.37)      200m: 1:56.45 (14.91)


**37**  **Faleafa Blake**      17  **North Shore...**      +0.59      **1:56.66**  
Entry: 1:53.17 (+ 3.49 )  
25m: 12.03      50m: 25.60 (13.57)  
75m: 39.73 (14.13)      100m: 54.48 (14.75)  
125m: 1:09.55 (15.07)      150m: 1:24.99 (15.44)  
175m: 1:41.14 (16.15)      200m: 1:56.66 (15.52)



**38**  **Quinn Ryan**      18  **North Shore...**      +0.65      **1:56.87**  
Entry: 1:57.57 (- 0.7 )  
25m: 11.88      50m: 25.43 (13.55)  
75m: 39.79 (14.36)      100m: 54.76 (14.97)  
125m: 1:10.23 (15.47)      150m: 1:25.96 (15.73)  
175m: 1:42.05 (16.09)      200m: 1:56.87 (14.82)



**39**  **Humphries ...**      14  **North Shore...**      +0.74      **1:57.03**  
Entry: 1:58.39 (- 1.36 )  
25m: 12.61      50m: 26.57 (13.96)  
75m: 41.02 (14.45)      100m: 55.63 (14.61)  
125m: 1:10.74 (15.11)      150m: 1:26.22 (15.48)  
175m: 1:41.93 (15.71)      200m: 1:57.03 (15.10)



**40**  **Lockhart C...**      18  **Vikings Swi...**      +0.70      **1:57.07**  
Entry: 1:58.38 (- 1.31 )  
25m: 12.69      50m: 26.70 (14.01)  
75m: 41.07 (14.37)      100m: 56.21 (15.14)  
125m: 1:11.16 (14.95)      150m: 1:26.86 (15.70)  
175m: 1:42.33 (15.47)      200m: 1:57.07 (14.74)



















**41**  **Keepa Jack**      19  **Mt Maunga...**      +0.65      **1:57.30**  
Entry: 1:57.36 (- 0.06 )  
25m: 12.54      50m: 26.83 (14.29)  
75m: 41.89 (15.06)      100m: 56.97 (15.08)  
125m: 1:12.00 (15.03)      150m: 1:27.26 (15.26)  
175m: 1:42.43 (15.17)      200m: 1:57.30 (14.87)

**42**  **Stretton (V)...**      18      **Tasmania**      +0.72      **1:57.39**  
Entry: 1:58.42 (- 1.03 )  
25m: 12.53      50m: 26.57 (14.04)  
75m: 41.28 (14.71)      100m: 56.50 (15.22)  
125m: 1:11.72 (15.22)      150m: 1:27.46 (15.74)  
175m: 1:42.89 (15.43)      200m: 1:57.39 (14.50)



**43**  **Hardie Orla...**      15  **Hamilton Aq...**      +0.70      **1:57.48**  
Entry: 1:59.38 (- 1.9 )  
25m: 12.06      50m: 26.33 (14.27)  
75m: 40.96 (14.63)      100m: 55.92 (14.96)  
125m: 1:10.94 (15.02)      150m: 1:26.46 (15.52)  
175m: 1:42.19 (15.73)      200m: 1:57.48 (15.29)



**44**  **Shirreffs Jo...**      16  **Hamilton Aq...**      +0.69      **1:57.54**  
Entry: 1:58.10 (- 0.56 )  
25m: 12.91      50m: 27.23 (14.32)  
75m: 42.01 (14.78)      100m: 56.95 (14.94)  
125m: 1:12.09 (15.14)      150m: 1:27.29 (15.20)  
175m: 1:42.65 (15.36)      200m: 1:57.54 (14.89)

**45**  **Fawkner D...**      19  **Mt Maunga...**      +0.72      **1:58.01**  
Entry: 1:52.01 (+ 6 )  
25m: 12.52      50m: 26.17 (13.65)  
75m: 40.51 (14.34)      100m: 55.31 (14.80)  
125m: 1:10.28 (14.97)      150m: 1:26.12 (15.84)  
175m: 1:42.31 (16.19)      200m: 1:58.01 (15.70)

46	 Julian Miles	16	 St Peter's S... +0.67	<b>1:58.19</b> Entry: 2:00.01 (- 1.82)
	25m: 12.86 75m: 41.41 (14.60) 125m: 1:11.47 (15.10) 175m: 1:42.87 (15.81)		50m: 26.81 (13.95) 100m: 56.37 (14.96) 150m: 1:27.06 (15.59) 200m: 1:58.19 (15.32)	
47	 Isles Ben	18	 Aquagym S... +0.65	<b>1:58.85</b> Entry: 1:57.58 (+ 1.27)
	25m: 12.91 75m: 41.20 (14.32) 125m: 1:10.83 (14.89) 175m: 1:42.81 (16.30)		50m: 26.88 (13.97) 100m: 55.94 (14.74) 150m: 1:26.51 (15.68) 200m: 1:58.85 (16.04)	
48	 Desbordes ...	19	Tahiti +0.68	<b>1:58.87</b> Entry: 1:55.47 (+ 3.4)
	25m: 12.04 75m: 40.46 (14.46) 125m: 1:10.85 (15.46) 175m: 1:43.03 (16.16)		50m: 26.00 (13.96) 100m: 55.39 (14.93) 150m: 1:26.87 (16.02) 200m: 1:58.87 (15.84)	
49	 Close Jack...	15	 North Cant... +0.74	<b>1:59.24</b> Entry: 1:58.62 (+ 0.62)
	25m: 13.28 75m: 42.60 (14.76) 125m: 1:13.07 (15.31) 175m: 1:44.24 (15.38)		50m: 27.84 (14.56) 100m: 57.76 (15.16) 150m: 1:28.86 (15.79) 200m: 1:59.24 (15.00)	
50	 Curling Liam	14	 Coast Swi... +0.55	<b>1:59.29</b> Entry: 2:02.09 (- 2.8)
	25m: 12.58 75m: 41.76 (15.04) 125m: 1:12.14 (15.27) 175m: 1:43.66 (15.86)		50m: 26.72 (14.14) 100m: 56.87 (15.11) 150m: 1:27.80 (15.66) 200m: 1:59.29 (15.63)	
51	 Teahui (V) ...	14	Tahiti +0.66	<b>1:59.50</b> Entry: 2:02.31 (- 2.81)
	25m: 12.54 75m: 41.41 (14.62) 125m: 1:12.45 (15.59) 175m: 1:44.78 (16.02)		50m: 26.79 (14.25) 100m: 56.86 (15.45) 150m: 1:28.76 (16.31) 200m: 1:59.50 (14.72)	
52	 English Leo	14	 Swim Rotor... +0.72	<b>1:59.52</b> Entry: 2:00.07 (- 0.55)
	25m: 13.02 75m: 42.59 (14.93) 125m: 1:13.61 (15.54) 175m: 1:44.91 (15.54)		50m: 27.66 (14.64) 100m: 58.07 (15.48) 150m: 1:29.37 (15.76) 200m: 1:59.52 (14.61)	
53	 Renner Harry	16	 Aquagym S... +0.55	<b>1:59.61</b> Entry: 1:59.92 (- 0.31)
	25m: 13.16 75m: 43.07 (15.07) 125m: 1:13.68 (15.31) 175m: 1:44.84 (15.44)		50m: 28.00 (14.84) 100m: 58.37 (15.30) 150m: 1:29.40 (15.72) 200m: 1:59.61 (14.77)	
54	 Swanepoel ...	16	 Coast Swi... +0.62	<b>1:59.66</b> Entry: 1:58.92 (+ 0.74)
	25m: 12.72 75m: 42.60 (15.37) 125m: 1:13.99 (15.74) 175m: 1:45.63 (15.58)		50m: 27.23 (14.51) 100m: 58.25 (15.65) 150m: 1:30.05 (16.06) 200m: 1:59.66 (14.03)	
55	 Astley Jordan	18	 Aquagym S... +0.72	<b>1:59.84</b> Entry: 1:57.05 (+ 2.79)
	25m: 12.94 75m: 41.42 (14.27) 125m: 1:11.85 (15.36)		50m: 27.15 (14.21) 100m: 56.49 (15.07) 150m: 1:27.82 (15.97)	

175m: 1:44.13 (16.31) 200m: 1:59.84 (15.71)



56  **Ulrich Neo** 15  **St Paul's S...** +0.72 **2:00.14**  
Entry: 1:59.31 (+ 0.83 )  
25m: 13.26 50m: 28.05 (14.79)  
75m: 43.16 (15.11) 100m: 58.12 (14.96)  
125m: 1:13.10 (14.98) 150m: 1:28.77 (15.67)  
175m: 1:44.56 (15.79) 200m: 2:00.14 (15.58)



57  **Sandford Al...** 13  **Coast Swi...** +0.69 **2:00.35**  
Entry: 2:03.11 (- 2.76 )  
25m: 13.21 50m: 27.90 (14.69)  
75m: 42.94 (15.04) 100m: 58.37 (15.43)  
125m: 1:14.17 (15.80) 150m: 1:29.79 (15.62)  
175m: 1:45.31 (15.52) 200m: 2:00.35 (15.04)


58  **Weathersto...** 15  **Kiwi ASC** +0.64 **2:00.48**  
Entry: 1:59.26 (+ 1.22 )  
25m: 12.90 50m: 27.45 (14.55)  
75m: 42.42 (14.97) 100m: 57.67 (15.25)  
125m: 1:13.41 (15.74) 150m: 1:29.29 (15.88)  
175m: 1:45.10 (15.81) 200m: 2:00.48 (15.38)



59  **Robinson ...** 16  **Tawa Swim...** +0.78 **2:00.51**  
Entry: 1:59.91 (+ 0.6 )  
25m: 12.94 50m: 27.54 (14.60)  
75m: 42.82 (15.28) 100m: 58.52 (15.70)  
125m: 1:14.11 (15.59) 150m: 1:29.98 (15.87)  
175m: 1:45.89 (15.91) 200m: 2:00.51 (14.62)

60  **Han Michael** 18  **Club 37** +0.64 **2:00.54**  
Entry: 1:54.07 (+ 6.47 )  
25m: 12.66 50m: 26.54 (13.88)  
75m: 40.87 (14.33) 100m: 56.11 (15.24)  
125m: 1:11.77 (15.66) 150m: 1:28.03 (16.26)  
175m: 1:44.73 (16.70) 200m: 2:00.54 (15.81)

61  **Rowe Sam** 14  **Ice Breaker...** +0.63 **2:00.56**  
Entry: 2:01.51 (- 0.95 )  
25m: 12.96 50m: 27.29 (14.33)  
75m: 42.10 (14.81) 100m: 57.46 (15.36)  
125m: 1:12.94 (15.48) 150m: 1:28.81 (15.87)  
175m: 1:44.92 (16.11) 200m: 2:00.56 (15.64)



62  **Rowe Jack** 16  **Ice Breaker...** +0.65 **2:01.00**  
Entry: 2:00.60 (+ 0.4 )  
25m: 13.04 50m: 27.53 (14.49)  
75m: 42.57 (15.04) 100m: 57.97 (15.40)  
125m: 1:13.67 (15.70) 150m: 1:29.53 (15.86)  
175m: 1:45.56 (16.03) 200m: 2:01.00 (15.44)



63  **Blair Ethan** 17  **North Cant...** +0.68 **2:01.02**  
Entry: 1:57.94 (+ 3.08 )  
25m: 13.26 50m: 27.33 (14.07)  
75m: 42.21 (14.88) 100m: 57.15 (14.94)  
125m: 1:12.86 (15.71) 150m: 1:28.93 (16.07)  
175m: 1:45.23 (16.30) 200m: 2:01.02 (15.79)

64  **Swanberg ...** 16  **Mt Maunga...** +0.65 **2:01.19**  
Entry: 2:00.51 (+ 0.68 )  
25m: 13.21 50m: 27.94 (14.73)  
75m: 43.27 (15.33) 100m: 58.90 (15.63)  
125m: 1:14.61 (15.71) 150m: 1:30.55 (15.94)  
175m: 1:46.18 (15.63) 200m: 2:01.19 (15.01)



65  **Brummitt N...** 15  **Kiwi ASC** +0.63 **2:01.84**  
Entry: 2:01.32 (+ 0.52 )  
25m: 13.14 50m: 28.04 (14.90)  
75m: 43.63 (15.59) 100m: 58.88 (15.25)



125m: 1:14.46 (15.58) 150m: 1:30.78 (16.32)  
175m: 1:46.85 (16.07) 200m: 2:01.84 (14.99)


66  Searle Bra... 14  United Swi... +0.63 **2:02.03**  
Entry: 2:01.89 (+ 0.14 )  
25m: 13.00 50m: 27.74 (14.74)  
75m: 42.96 (15.22) 100m: 58.30 (15.34)  
125m: 1:14.06 (15.76) 150m: 1:30.00 (15.94)  
175m: 1:46.22 (16.22) 200m: 2:02.03 (15.81)


67  Tian Donald 13  Coast Swi... +0.71 **2:02.09**  
Entry: 2:01.51 (+ 0.58 )  
25m: 12.96 50m: 27.73 (14.77)  
75m: 43.11 (15.38) 100m: 58.67 (15.56)  
125m: 1:14.62 (15.95) 150m: 1:30.72 (16.10)  
175m: 1:46.59 (15.87) 200m: 2:02.09 (15.50)



68  Jackson Luke 16  North Shor... +0.70 **2:02.70**  
Entry: 2:01.25 (+ 1.45 )  
25m: 13.71 50m: 28.67 (14.96)  
75m: 43.95 (15.28) 100m: 59.49 (15.54)  
125m: 1:15.34 (15.85) 150m: 1:31.35 (16.01)  
175m: 1:47.35 (16.00) 200m: 2:02.70 (15.35)

69  Alexander ... 16  Pirates Swi... +0.69 **2:02.72**  
Entry: 1:59.47 (+ 3.25 )  
25m: 13.13 50m: 27.81 (14.68)  
75m: 43.32 (15.51) 100m: 59.19 (15.87)  
125m: 1:15.09 (15.90) 150m: 1:31.65 (16.56)  
175m: 1:47.24 (15.59) 200m: 2:02.72 (15.48)

70  Love Jack 17  Blenheim S... +0.68 **2:02.83**  
Entry: 1:58.85 (+ 3.98 )  
25m: 13.63 50m: 28.63 (15.00)  
75m: 44.10 (15.47) 100m: 59.74 (15.64)  
125m: 1:15.23 (15.49) 150m: 1:31.04 (15.81)  
175m: 1:47.21 (16.17) 200m: 2:02.83 (15.62)

71  BakerSefo I... 15 Masterton ... +0.72 **2:03.56**  
Entry: 2:02.00 (+ 1.56 )  
25m: 12.98 50m: 27.21 (14.23)  
75m: 42.18 (14.97) 100m: 57.83 (15.65)  
125m: 1:13.85 (16.02) 150m: 1:30.62 (16.77)  
175m: 1:47.36 (16.74) 200m: 2:03.56 (16.20)



72  Mateo (V) ... 14 ACU Blackt... +0.65 **2:05.01**  
Entry: 2:04.75 (+ 0.26 )  
25m: 13.18 50m: 27.55 (14.37)  
75m: 42.94 (15.39) 100m: 58.76 (15.82)  
125m: 1:15.28 (16.52) 150m: 1:32.27 (16.99)  
175m: 1:48.98 (16.71) 200m: 2:05.01 (16.03)



73  Skidmore S... 14  Trojans Swi... +0.55 **2:05.39**  
Entry: 2:05.33 (+ 0.06 )  
25m: 13.36 50m: 28.56 (15.20)  
75m: 44.29 (15.73) 100m: 1:00.31 (16.02)  
125m: 1:16.36 (16.05) 150m: 1:32.73 (16.37)  
175m: 1:49.31 (16.58) 200m: 2:05.39 (16.08)



74  Dickison C... 13  Nga Tai Tu... +0.61 **2:05.46**  
Entry: 2:03.75 (+ 1.71 )  
25m: 13.34 50m: 28.28 (14.94)  
75m: 43.93 (15.65) 100m: 59.96 (16.03)  
125m: 1:16.15 (16.19) 150m: 1:32.84 (16.69)  
175m: 1:49.45 (16.61) 200m: 2:05.46 (16.01)



75  Hou Rui 14 Roskill Swi... +0.66 **2:05.56**  
Entry: 2:03.99 (+ 1.57 )  
25m: 12.86 50m: 27.55 (14.69)

75m: 42.67 (15.12) 100m: 58.26 (15.59)  
125m: 1:14.85 (16.59) 150m: 1:31.45 (16.60)  
175m: 1:48.82 (17.37) 200m: 2:05.56 (16.74)



76  Sun Michael 14  United Swi... +0.67 **2:06.27**  
Entry: 2:05.48 (+ 0.79 )  
25m: 13.16 50m: 28.09 (14.93)  
75m: 43.59 (15.50) 100m: 59.89 (16.30)  
125m: 1:16.63 (16.74) 150m: 1:33.53 (16.90)  
175m: 1:50.35 (16.82) 200m: 2:06.27 (15.92)


77  Joyce Josiah 14  St Paul's S... +0.72 **2:06.42**  
Entry: 2:06.60 (- 0.18 )  
25m: 14.28 50m: 29.67 (15.39)  
75m: 45.60 (15.93) 100m: 1:01.65 (16.05)  
125m: 1:17.88 (16.23) 150m: 1:34.14 (16.26)  
175m: 1:50.36 (16.22) 200m: 2:06.42 (16.06)

78  Strachan Eric 14  Oamaru Sw... +0.71 **2:07.02**  
Entry: 2:05.76 (+ 1.26 )  
25m: 13.52 50m: 28.57 (15.05)  
75m: 44.15 (15.58) 100m: 1:00.31 (16.16)  
125m: 1:16.76 (16.45) 150m: 1:33.63 (16.87)  
175m: 1:50.48 (16.85) 200m: 2:07.02 (16.54)

79  Copocean ... 14  St Paul's S... +0.71 **2:08.34**  
Entry: 2:06.36 (+ 1.98 )  
25m: 13.98 50m: 29.69 (15.71)  
75m: 45.34 (15.65) 100m: 1:01.88 (16.54)  
125m: 1:18.75 (16.87) 150m: 1:35.64 (16.89)  
175m: 1:52.52 (16.88) 200m: 2:08.34 (15.82)

80  Ellis Mitchell 14  Liz van Wel... +0.77 **2:08.39**  
Entry: 2:03.53 (+ 4.86 )  
25m: 13.76 50m: 28.99 (15.23)  
75m: 44.48 (15.49) 100m: 1:00.91 (16.43)  
125m: 1:17.47 (16.56) 150m: 1:34.47 (17.00)  
175m: 1:51.68 (17.21) 200m: 2:08.39 (16.71)

81  Stracey Mo... 13  Wharenui S... +0.76 **2:09.51**  
Entry: 2:09.42 (+ 0.09 )  
25m: 13.76 50m: 29.12 (15.36)  
75m: 45.45 (16.33) 100m: 1:02.08 (16.63)  
125m: 1:19.12 (17.04) 150m: 1:36.62 (17.50)  
175m: 1:53.24 (16.62) 200m: 2:09.51 (16.27)

0  Francis (V) ... 14 Tasmania +0.55 **DSQ**